



Homeless Emergency Aid Program (HEAP)

Reporting Periods Please Select One

- ☒ September 1, 2018 - September 30, 2019 Report must be submitted no later than January 1, 2020
☐ October 1, 2019 - September 30, 2020 Report must be submitted no later than January 1, 2021
☐ October 1, 2020 - June 30, 2021 Report must be submitted no later than September 30, 2021

Submit this report to the Homeless Coordinating and Financing Council by email to hcfc@bcsh.ca.gov

HEAP Contract # 18-HEAP-00016
~~18-HEAP-00015~~

Administrative Entity: Los Angeles Homeless Services Authority

Date of Report: 12/23/2019

Select Either Large City or CoC

☐ Large City: _____

☒ Continuum of Care: Los Angeles City & County

Contact Person/Title: Kristen Franco, Project Manager

Contact Phone Number: 213-225-8448

Contact Email Address: kfranco@lahsa.org

Section 1: Expenditure Summary

	Total
Total HEAP Award	\$81,099,808
Total HEAP Homeless Youth Funds	\$4,054,990
Total HEAP Funds obligated during reporting period	\$66,069,195
Total HEAP funds expended during reporting period	\$2,851,488
Total HEAP administrative funds expended during reporting period	\$488,469
Total interest accrued during reporting period	\$364,424



Section 2: Expenditure Detail

For the reporting period, provide the expenditure data for all HEAP allocations (Capital Improvements, Services, Rental Assistance or Subsidies, Homeless Youth Set-Aside and Administrative Costs, Other).

For expenditures in the Other category, please provide details on the type of project.

Note: The expenditures being reported are not for each individual project, but a summary of all projects funded by HEAP.

Capital Improvements

New Projects Funded by HEAP	Total # of Beds	Total Homeless Youth Funds Expended	Total Non-Homeless Youth Funds Expended	Total Accrued Interest Funds Expended	Total Funds Expended
Short-Term Shelter		\$0.00	\$0.00	\$0.00	\$0.00
Emergency Shelter		\$0.00	\$0.00	\$0.00	\$0.00
Navigation Center		\$0.00	\$0.00	\$0.00	\$0.00
Transitional Housing		\$0.00	\$0.00	\$0.00	\$0.00
Permanent Supportive Housing		\$0.00	\$0.00	\$0.00	\$0.00
Other Types of Permanent Housing		\$0.00	\$0.00	\$0.00	\$0.00
Total	0.00	\$0.00	\$0.00	\$0.00	\$0.00

Expansion Projects Funded by HEAP	Original # of Beds	# of Beds Added	Total # of Beds	Total Homeless Youth Funds Expended	Total Non-Homeless Youth Funds Expended	Total Accrued Interest Funds Expended	Total Funds Expended
Short-Term Shelter			0	\$0.00	\$0.00	\$0.00	\$0.00
Emergency Shelter			0	\$0.00	\$0.00	\$0.00	\$0.00
Navigation Center			0	\$0.00	\$0.00	\$0.00	\$0.00
Transitional Housing			0	\$0.00	\$0.00	\$0.00	\$0.00
Permanent Supportive Housing			0	\$0.00	\$0.00	\$0.00	\$0.00
Other Types of Permanent Housing			0	\$0.00	\$0.00	\$0.00	\$0.00
Total	0	0	0	\$0.00	\$0.00	\$0.00	\$0.00

Total Increase in Capacity Funded by HEAP	Homeless Youth Funds			Non-Homeless Youth Funds		
	Original # of Nights	# of Nights Added	Total # of Nights	Original # of Nights	# of Nights Added	Total # of Nights
Short-Term Shelter			0			0
Emergency Shelter			0			0
Navigation Center			0			0
Motel Vouchers			0			0
Host Home Program			0			0
Other Projects: Please list and describe			0			0

Total	0	0	0	0	0	0
-------	---	---	---	---	---	---

Other Projects Funded by HEAP	Total Homeless Youth Funds Expended	Total Non-Homeless Youth Funds Expended	Total Accrued Interest Funds Expended	Total Funds Expended
Appliances (washer, dryer, A/C, heater, water heater, etc.)	\$0.00	\$0.00	\$0.00	\$0.00
Mobile Hygiene Units (shower, bathrooms, and/or laundry)	\$0.00	\$0.00	\$0.00	\$0.00
Mobile Health Care Service Units (physical and/or behavioral)	\$0.00	\$0.00	\$0.00	\$0.00
Renovations (new roof, patio covering, painting, etc.)	\$0.00	\$0.00	\$0.00	\$0.00
Safe Parking	\$0.00	\$0.00	\$0.00	\$0.00
Other Projects: Please list and describe	\$0.00	\$0.00	\$0.00	\$0.00
Total	\$0.00	\$0.00	\$0.00	\$0.00

Services

Project Type Funded by HEAP	Total Homeless Youth Funds Expended	Total Non-Homeless Youth Funds Expended	Total Accrued Interest Funds Expended	Total Funds Expended
Street Outreach		\$34,911.00	\$0.00	\$34,911.00
Day Shelter	\$14,456.00	\$437,801.00	\$0.00	\$452,257.00
Homelessness Prevention	\$0.00	\$46,904.00	\$0.00	\$46,904.00
Housing Navigation and Landlord Engagement			\$0.00	\$0.00
Services Only		\$852,266.45	\$0.00	\$852,266.45
Motel Vouchers			\$0.00	\$0.00
Rental Assistance (not reported in Rental Assistance/Subsidies)		\$39,935.00	\$0.00	\$39,935.00
Move-in Costs			\$0.00	\$0.00
Host Home Program (not reported in Rental Assistance/Subsidies)			\$0.00	\$0.00
Other (see definition)			\$0.00	\$0.00
Total	\$14,456.00	\$1,411,817.45	\$0.00	\$1,426,273.45

Rental Assistance or Subsidies

Project Type Funded by HEAP	Total Homeless Youth Funds Expended	Total Non-Homeless Youth Funds Expended	Total Accrued Interest Funds Expended	Total Funds Expended
Rental Assistance (not reported in Services)	\$595.00	\$1,424,620.00	\$0.00	\$1,425,215.00
Rapid Rehousing				\$0.00
Master Leasing				\$0.00
Rental Subsidies				\$0.00
Host Home Program (not reported in Services)				\$0.00

Other: please list and describe. Add a row for each project				\$0.00
Total	\$595.00	\$1,424,620.00	\$0.00	\$1,425,215.00

Other Projects

Other Projects Funded by HEAP	Total Homeless Youth Funds Expended	Total Non-Homeless Youth Funds Expended	Total Accrued Interest Funds Expended	Total Funds Expended
Other Projects: Please list and describe	\$0.00			\$0.00
Total	\$0.00	\$0.00	\$0.00	\$0.00



Section 3: Outcomes

Outcome data is for project types funded by HEAP. For the tables asking for the numbers of participants in each project or project type, one participant may be counted in more than one column.

The number in the "Total" column, however, should be of the number of unduplicated individuals as opposed to the sum of the numbers in that row.

Capital Improvement Projects (New and Expanded) Outcomes

	Homeless Youth HEAP Funds		Non-Homeless Youth HEAP Funds	
	Number of Days Service Provided	Number of Instances Of Service	Number of Days Service Provided	Number of Instances of Service
Mobile Hygiene Services	N/A	N/A	N/A	N/A
Mobile Healthcare Services	N/A	N/A	N/A	N/A
Other (please describe)	30	20	N/A	N/A

SHORT-TERM SHELTER							
Performance Measures by Subpopulation	Chronically Homeless	Veteran	Unaccompanied Homeless Youth (18-24)	Unaccompanied Homeless Youth (Under 18)	Households (Without Children)	Households (With Children and Adults)	Total Served (Unduplicated)
Number of homeless persons served	N/A	N/A	N/A	N/A	N/A	N/A	N/A
Number of persons at imminent risk of homelessness served	N/A	N/A	N/A	N/A	N/A	N/A	N/A
Number of persons served with a prior living situation of "place not meant for habitation"	N/A	N/A	N/A	N/A	N/A	N/A	N/A
Number of instances of services	N/A	N/A	N/A	N/A	N/A	N/A	N/A
Number of persons exiting to a permanent housing destination	N/A	N/A	N/A	N/A	N/A	N/A	N/A
Number of persons exiting to a safe exit, other than permanent housing	N/A	N/A	N/A	N/A	N/A	N/A	N/A
Average length of stay (in days)	N/A	N/A	N/A	N/A	N/A	N/A	N/A

EMERGENCY SHELTER							
Performance Measures by Subpopulation	Chronically Homeless	Veteran	Unaccompanied Homeless Youth (18-24)	Unaccompanied Homeless Youth (Under 18)	Households (Without Children)	Households (With Children and Adults)	Total Served (Unduplicated)
Number of homeless persons served	66	■	■	0	117	0	118
Number of persons at imminent risk of homelessness served	0	0	0	0	0	0	0
Number of persons served with a prior living situation of "place not meant for habitation"	26	■	0	0	51	0	51
Number of instances of services	110	■	■	0	167	0	168
Number of persons exiting to a permanent housing destination	■	0	0	0	■	0	■

Number of persons exiting to a safe exit, other than permanent housing	0	0	0	0	■	0	■
Average length of stay (in days)	29	19	42	0	30	0	30

NAVIGATION CENTER							
Performance Measures by Subpopulation	Chronically Homeless	Veteran	Unaccompanied Homeless Youth (18-24)	Unaccompanied Homeless Youth (Under 18)	Households (Without Children)	Households (With Children and Adults)	Total Served (Unduplicated)
Number of homeless persons served	50	■	14	0	85	0	99
Number of persons at imminent risk of homelessness served	0	0	0	0	0	0	0
Number of persons served with a prior living situation of "place not meant for habitation"	42	■	■	0	73	0	83
Number of instances of services	97	■	18	0	138	0	156
Number of persons exiting to a permanent housing destination	■	0	■	0	■	0	■
Number of persons exiting to a safe exit, other than permanent housing	■	0	0	0	■	0	■
Average length of stay (in days)	129	123	70	0	129	0	122

TRANSITIONAL HOUSING							
Performance Measures by Subpopulation	Chronically Homeless	Veteran	Unaccompanied Homeless Youth (18-24)	Unaccompanied Homeless Youth (Under 18)	Households (Without Children)	Households (With Children and Adults)	Total Served (Unduplicated)
Number of homeless persons served	N/A	N/A	N/A	N/A	N/A	N/A	N/A
Number of persons at imminent risk of homelessness served	N/A	N/A	N/A	N/A	N/A	N/A	N/A
Number of persons served with a prior living situation of "place not meant for habitation"	N/A	N/A	N/A	N/A	N/A	N/A	N/A
Number of instances of services	N/A	N/A	N/A	N/A	N/A	N/A	N/A
Number of persons exiting to a permanent housing destination	N/A	N/A	N/A	N/A	N/A	N/A	N/A
Number of persons exiting to a safe exit, other than permanent housing	N/A	N/A	N/A	N/A	N/A	N/A	N/A
Average length of stay (in days)	N/A	N/A	N/A	N/A	N/A	N/A	N/A

PERMANENT SUPPORTIVE HOUSING							
Performance Measures by Subpopulation	Chronically Homeless	Veteran	Unaccompanied Homeless Youth (18-24)	Unaccompanied Homeless Youth (Under 18)	Households (Without Children)	Households (With Children and Adults)	Total Served (Unduplicated)
Number of homeless persons served	N/A	N/A	N/A	N/A	N/A	N/A	N/A
Number of persons at imminent risk of homelessness served	N/A	N/A	N/A	N/A	N/A	N/A	N/A
Number of persons served with a prior living situation of "place not meant for habitation"	N/A	N/A	N/A	N/A	N/A	N/A	N/A

Number of instances of services	N/A	N/A	N/A	N/A	N/A	N/A	N/A
Number of persons exiting to a permanent housing destination	N/A	N/A	N/A	N/A	N/A	N/A	N/A
Number of persons exiting to a safe exit, other than permanent housing	N/A	N/A	N/A	N/A	N/A	N/A	N/A
Average length of stay (in days)	N/A	N/A	N/A	N/A	N/A	N/A	N/A

OTHER TYPES OF PERMANENT HOUSING							
Performance Measures by Subpopulation	Chronically Homeless	Veteran	Unaccompanied Homeless Youth (18-24)	Unaccompanied Homeless Youth (Under 18)	Households (Without Children)	Households (With Children and Adults)	Total Served (Unduplicated)
Number of homeless persons served	N/A	N/A	N/A	N/A	N/A	N/A	N/A
Number of persons at imminent risk of homelessness served	N/A	N/A	N/A	N/A	N/A	N/A	N/A
Number of persons served with a prior living situation of "place not meant for habitation"	N/A	N/A	N/A	N/A	N/A	N/A	N/A
Number of instances of services	N/A	N/A	N/A	N/A	N/A	N/A	N/A
Number of persons exiting to a permanent housing destination	N/A	N/A	N/A	N/A	N/A	N/A	N/A
Average length of stay (in days)	N/A	N/A	N/A	N/A	N/A	N/A	N/A

SAFE PARKING							
Performance Measures by Subpopulation	Chronically Homeless	Veteran	Unaccompanied Homeless Youth (18-24)	Unaccompanied Homeless Youth (Under 18)	Households (Without Children)	Households (With Children and Adults)	Total Served (Unduplicated)
Number of homeless persons served	N/A	N/A	N/A	N/A	N/A	N/A	N/A
Number of instances of services	N/A	N/A	N/A	N/A	N/A	N/A	N/A
Number of persons exiting to a permanent housing destination	N/A	N/A	N/A	N/A	N/A	N/A	N/A
Number of persons exiting to a safe exit, other than permanent housing	N/A	N/A	N/A	N/A	N/A	N/A	N/A
Average length of stay (in days)	N/A	N/A	N/A	N/A	N/A	N/A	N/A

SERVICES OUTCOMES

STREET OUTREACH							
Performance Measures by Subpopulation	Chronically Homeless	Veteran	Unaccompanied Homeless Youth (18-24)	Unaccompanied Homeless Youth (Under 18)	Households (Without Children)	Households (With Children and Adults)	Total Served (Unduplicated)
Number of homeless persons served	N/A	N/A	N/A	N/A	N/A	N/A	N/A
Number of persons at imminent risk of homelessness served	N/A	N/A	N/A	N/A	N/A	N/A	N/A
Number of persons served with a prior living situation of "place not meant for habitation"	N/A	N/A	N/A	N/A	N/A	N/A	N/A

Number of instances of services	N/A	N/A	N/A	N/A	N/A	N/A	N/A
Number of persons exiting to a permanent housing destination	N/A	N/A	N/A	N/A	N/A	N/A	N/A
Number of persons exiting to a safe exit, other than permanent housing	N/A	N/A	N/A	N/A	N/A	N/A	N/A

DAY SHELTER							
Performance Measures by Subpopulation	Chronically Homeless	Veteran	Unaccompanied Homeless Youth (18-24)	Unaccompanied Homeless Youth (Under 18)	Households (Without Children)	Households (With Children and Adults)	Total Served (Unduplicated)
Number of homeless persons served	36	0	■	0	102	0	108
Number of persons at imminent risk of homelessness served	0	0	0	0	0	0	0
Number of persons served with a prior living situation of "place not meant for habitation"	■	0	■	0	25	0	28
Number of instances of services	■	0	0	0	■	0	■
Number of persons exiting to a permanent housing destination	0	0	0	0	■	0	■
Number of persons exiting to a safe exit, other than permanent housing	0	0	0	0	0	0	0
Average length of stay (in days)	179	0	152	0	174	0	173

HOMELESS PREVENTION							
Performance Measures by Subpopulation	Chronically Homeless	Veteran	Unaccompanied Homeless Youth (18-24)	Unaccompanied Homeless Youth (Under 18)	Households (Without Children)	Households (With Children and Adults)	Total Served (Unduplicated)
Number of homeless persons served	■	■	■	■	38	681	724
Number of persons at imminent risk of homelessness served	0	0	0	0	■	17	26
Number of persons served with a prior living situation of "place not meant for habitation"	■	0	0	0	0	■	■
Number of persons exiting to a permanent housing destination	■	■	0	■	■	174	186
Number of persons exiting to a safe exit, other than permanent housing	0	0	0	0	0	16	16
Instances of services	0	0	0	0	■	217	223

HOST HOMES							
Performance Measures by Subpopulation	Chronically Homeless	Veteran	Unaccompanied Homeless Youth (18-24)	Unaccompanied Homeless Youth (Under 18)	Households (Without Children)	Households (With Children and Adults)	Total Served (Unduplicated)
Number of homeless persons served	N/A	N/A	N/A	N/A	N/A	N/A	N/A
Number of persons at imminent risk of homelessness served	N/A	N/A	N/A	N/A	N/A	N/A	N/A
Number of persons served with a prior living situation of "place not meant for habitation"	N/A	N/A	N/A	N/A	N/A	N/A	N/A

Number of instances of services	N/A	N/A	N/A	N/A	N/A	N/A	N/A
Number of persons exiting to a permanent housing destination	N/A	N/A	N/A	N/A	N/A	N/A	N/A
Number of persons exiting to a safe exit, other than permanent housing	N/A	N/A	N/A	N/A	N/A	N/A	N/A
Average length of stay (in days)	N/A	N/A	N/A	N/A	N/A	N/A	N/A

HOUSING NAVIGATION-LANDLORD ENGAGEMENT							
Performance Measures by Subpopulation	Chronically Homeless	Veteran	Unaccompanied Homeless Youth (18-24)	Unaccompanied Homeless Youth (Under 18)	Households (Without Children)	Households (With Children and Adults)	Total Served (Unduplicated)
Number of homeless persons served	N/A	N/A	N/A	N/A	N/A	N/A	N/A
Number of persons at imminent risk of homelessness served	N/A	N/A	N/A	N/A	N/A	N/A	N/A
Number of persons served with a prior living situation of "place not meant for habitation"	N/A	N/A	N/A	N/A	N/A	N/A	N/A
Number of persons exiting to a permanent housing destination	N/A	N/A	N/A	N/A	N/A	N/A	N/A
Number of persons exiting to a safe exit, other than permanent housing	N/A	N/A	N/A	N/A	N/A	N/A	N/A
Instances of services	N/A	N/A	N/A	N/A	N/A	N/A	N/A

SERVICES ONLY							
Performance Measures by Subpopulation	Chronically Homeless	Veteran	Unaccompanied Homeless Youth (18-24)	Unaccompanied Homeless Youth (Under 18)	Households (Without Children)	Households (With Children and Adults)	Total Served (Unduplicated)
Number of homeless persons served	266	38	223	█	1010	0	1235
Number of persons at imminent risk of homelessness served	0	0	0	0	0	0	0
Number of persons served with a prior living situation of "place not meant for habitation"	226	29	94	0	654	0	749
Number of persons exiting to a permanent housing destination	█	█	0	0	█	0	█
Number of persons exiting to a safe exit, other than permanent housing	0	0	0	0	0	0	0
Instances of services	116	█	20	█	481	0	503

OTHER: PLEASE LIST							
Performance Measures by Subpopulation	Chronically Homeless	Veteran	Unaccompanied Homeless Youth (18-24)	Unaccompanied Homeless Youth (Under 18)	Households (Without Children)	Households (With Children and Adults)	Total Served (Unduplicated)
Number of homeless persons served	N/A	N/A	N/A	N/A	N/A	N/A	N/A
Number of persons at imminent risk of homelessness served	N/A	N/A	N/A	N/A	N/A	N/A	N/A
Number of persons served with a prior living situation of "place not meant for habitation"	N/A	N/A	N/A	N/A	N/A	N/A	N/A

Number of persons exiting to a permanent housing destination	N/A	N/A	N/A	N/A	N/A	N/A	N/A
Number of persons exiting to a safe exit, other than permanent housing	N/A	N/A	N/A	N/A	N/A	N/A	N/A
Instances of services	N/A	N/A	N/A	N/A	N/A	N/A	N/A

RENTAL ASSISTANCE OR SUBSIDIES OUTCOMES

RENTAL ASSISTANCE							
Performance Measures by Subpopulation	Chronically Homeless	Veteran	Unaccompanied Homeless Youth (18-24)	Unaccompanied Homeless Youth (Under 18)	Households (Without Children)	Households (With Children and Adults)	Total Served (Unduplicated)
Number of homeless persons served	N/A	N/A	N/A	N/A	N/A	N/A	N/A
Number of persons at imminent risk of homelessness served	N/A	N/A	N/A	N/A	N/A	N/A	N/A
Number of persons served with a prior living situation of "place not meant for habitation"	N/A	N/A	N/A	N/A	N/A	N/A	N/A
Number of persons exiting to a permanent housing destination	N/A	N/A	N/A	N/A	N/A	N/A	N/A
Number of persons exiting to a safe exit, other than permanent housing	N/A	N/A	N/A	N/A	N/A	N/A	N/A
Instances of Services	N/A	N/A	N/A	N/A	N/A	N/A	N/A
Average length of stay (in days)	N/A	N/A	N/A	N/A	N/A	N/A	N/A

RAPID REHOUSING							
Performance Measures by Subpopulation	Chronically Homeless	Veteran	Unaccompanied Homeless Youth (18-24)	Unaccompanied Homeless Youth (Under 18)	Households (Without Children)	Households (With Children and Adults)	Total Served (Unduplicated)
Number of homeless persons served	211	■	22	32	217	5336	5579
Number of persons at imminent risk of homelessness served	0	0	■	0	0	19	20
Number of persons served with a prior living situation of "place not meant for habitation"	131	■	13	0	95	967	1066
Number of persons exiting to a permanent housing destination	284	■	17	0	165	2923	3082
Number of persons exiting to a safe exit, other than permanent housing	23	0	■	■	27	766	797
Instances of Services	18	0	■	0	■	287	298
Average length of stay (in days)	318	381	266	464	442	390	392

MASTER LEASING							
Performance Measures by Subpopulation	Chronically Homeless	Veteran	Unaccompanied Homeless Youth (18-24)	Unaccompanied Homeless Youth (Under 18)	Households (Without Children)	Households (With Children and Adults)	Total Served (Unduplicated)
Number of homeless persons served	N/A	N/A	N/A	N/A	N/A	N/A	N/A
Number of persons at imminent risk of homelessness served	N/A	N/A	N/A	N/A	N/A	N/A	N/A

Number of persons served with a prior living situation of "place not meant for habitation"	N/A	N/A	N/A	N/A	N/A	N/A	N/A
Number of persons exiting to a permanent housing destination	N/A	N/A	N/A	N/A	N/A	N/A	N/A
Number of persons exiting to a safe exit, other than permanent housing	N/A	N/A	N/A	N/A	N/A	N/A	N/A
Instances of Services	N/A	N/A	N/A	N/A	N/A	N/A	N/A
Average length of stay (in days)	N/A	N/A	N/A	N/A	N/A	N/A	N/A

MOTEL VOUCHERS							
Performance Measures by Subpopulation	Chronically Homeless	Veteran	Unaccompanied Homeless Youth (18-24)	Unaccompanied Homeless Youth (Under 18)	Households (Without Children)	Households (With Children and Adults)	Total Served (Unduplicated)
Number of homeless persons served	N/A	N/A	N/A	N/A	N/A	N/A	N/A
Number of persons at imminent risk of homelessness served	N/A	N/A	N/A	N/A	N/A	N/A	N/A
Number of persons served with a prior living situation of "place not meant for habitation"	N/A	N/A	N/A	N/A	N/A	N/A	N/A
Number of persons exiting to a permanent housing destination	N/A	N/A	N/A	N/A	N/A	N/A	N/A
Number of persons exiting to a safe exit, other than permanent housing	N/A	N/A	N/A	N/A	N/A	N/A	N/A
Instances of Services	N/A	N/A	N/A	N/A	N/A	N/A	N/A
Average length of stay (in days)	N/A	N/A	N/A	N/A	N/A	N/A	N/A

RENTAL SUBSIDIES							
Performance Measures by Subpopulation	Chronically Homeless	Veteran	Unaccompanied Homeless Youth (18-24)	Unaccompanied Homeless Youth (Under 18)	Households (Without Children)	Households (With Children and Adults)	Total Served (Unduplicated)
Number of homeless persons served	N/A	N/A	N/A	N/A	N/A	N/A	N/A
Number of persons at imminent risk of homelessness served	N/A	N/A	N/A	N/A	N/A	N/A	N/A
Number of persons served with a prior living situation of "place not meant for habitation"	N/A	N/A	N/A	N/A	N/A	N/A	N/A
Number of persons exiting to a permanent housing destination	N/A	N/A	N/A	N/A	N/A	N/A	N/A
Number of persons exiting to a safe exit, other than permanent housing	N/A	N/A	N/A	N/A	N/A	N/A	N/A
Instances of Services	N/A	N/A	N/A	N/A	N/A	N/A	N/A
Average length of stay (in days)	N/A	N/A	N/A	N/A	N/A	N/A	N/A

HOST HOMES							
Performance Measures by Subpopulation	Chronically Homeless	Veteran	Unaccompanied Homeless Youth (18-24)	Unaccompanied Homeless Youth (Under 18)	Households (Without Children)	Households (With Children and Adults)	Total Served (Unduplicated)
Number of homeless persons served	N/A	N/A	N/A	N/A	N/A	N/A	N/A

Number of persons at imminent risk of homelessness served	N/A	N/A	N/A	N/A	N/A	N/A	N/A
Number of persons served with a prior living situation of "place not meant for habitation"	N/A	N/A	N/A	N/A	N/A	N/A	N/A
Number of Instances of Services	N/A	N/A	N/A	N/A	N/A	N/A	N/A
Number of persons exiting to a permanent housing destination	N/A	N/A	N/A	N/A	N/A	N/A	N/A
Number of persons exiting to a safe exit, other than permanent housing	N/A	N/A	N/A	N/A	N/A	N/A	N/A
Average length of stay (in days)	N/A	N/A	N/A	N/A	N/A	N/A	N/A

OTHER: PLEASE LIST TYPE							
Performance Measures by Subpopulation	Chronically Homeless	Veteran	Unaccompanied Homeless Youth (18-24)	Unaccompanied Homeless Youth (Under 18)	Households (Without Children)	Households (With Children and Adults)	Total Served (Unduplicated)
Number of homeless persons served	N/A	N/A	N/A	N/A	N/A	N/A	N/A
Number of persons at imminent risk of homelessness served	N/A	N/A	N/A	N/A	N/A	N/A	N/A
Number of persons served with a prior living situation of "place not meant for habitation"	N/A	N/A	N/A	N/A	N/A	N/A	N/A
Number of persons exiting to a permanent housing destination	N/A	N/A	N/A	N/A	N/A	N/A	N/A
Number of persons exiting to a safe exit, other than permanent housing	N/A	N/A	N/A	N/A	N/A	N/A	N/A
Instances of Services	N/A	N/A	N/A	N/A	N/A	N/A	N/A
Average length of stay (in days)	N/A	N/A	N/A	N/A	N/A	N/A	N/A



Section 4: Demographics

Fill in the tables below with the number of individuals served due to HEAP funds by the racial and ethnic categories listed below.

One participant may be counted in any of the racial categories and may also be counted separately in the Hispanic/Latino ethnicity column.

Age





















Project Type/Age	12 and under	Ages 13-17	Ages 18-24	Ages 25-34	Ages 35-44	Ages 45-54	Ages 55-61	Ages 62+	Doesn't Know/ Refused to Answer
Night by Night Shelter									
Emergency Shelter	0	0	■	■	17	37	31	22	0
Navigation Center	0	0	14	28	16	26	■	■	0
Transitional Housing									
Permanent Supportive Housing									
Other Types of Permanent Housing									
Safe Parking									
Street Outreach									
Day Shelter	0	0	■	13	18	26	24	21	0
Homelessness Prevention	276	115	72	105	88	47	■	■	■
Housing Navigation/Landlord Engagement									
Services Only	■	0	223	206	191	245	208	160	■
Other: Capital Improvement	0	0	199	56	63	85	58	45	■
Other: Rapid Re-Housing	■	0	223	206	191	245	208	160	■
Rental Assistance and Subsidies									

Gender

Project Type/Gender	Male	Female	Trans Female (M to F)	Trans Male (F to M)	Gender Non-Conforming (not exclusively M or F)	Doesn't know/ Refused to Answer
Night by Night Shelter						
Emergency Shelter	92	25	■	0	0	0
Navigation Center	57	26	12	■	■	■
Transitional Housing						
Permanent Supportive Housing						
Other Types of Permanent Housing						
Safe Parking						
Street Outreach						
Day Shelter	■	104	■	■	0	0
Homelessness Prevention	303	415	0	0	0	■
Housing Navigation/Landlord Engagement						
Services Only	817	393	16	■	■	■
Other: Capital Improvement	305	190	■	■	■	■
Other: Rapid Re-Housing	2207	3965	0	■	■	■
Rental Assistance and Subsidies						

Race

Project Type/Race	White	Black or African American	Asian	American Indian or Alaska Native	Native Hawaiian or Other Pacific Islander	Multiple Races	Doesn't Know/ Refused to Answer
-------------------	-------	---------------------------	-------	----------------------------------	---	----------------	---------------------------------

Night by Night Shelter							
Emergency Shelter	62	41					
Navigation Center	50	35					
Transitional Housing							
Permanent Supportive Housing							
Other Types of Permanent Housing							
Safe Parking							
Street Outreach							
Day Shelter	25	68					
Homelessness Prevention	373	276			0		59
Housing Navigation/Landlord Engagement							
Services Only	478	609	17	22	15	34	60
Other: Capital Improvement	235	183		16		24	37
Other: Rapid Re-Housing	1572	3314	20	45	36	181	411
Rental Assistance and Subsidies							

Section 5: Qualitative Assessment

1. Describe how HEAP funds have contributed to your Continuum of Care making progress towards local homeless goals (e.g. additional services provided, capacity created, systems building, investments made, lower waitlists, etc.)

HEAP funds have contributed to the progress towards local homelessness goals in three primary ways: 1) Preventing and rapidly resolving homelessness, 2) Increasing the reach of Rapid Re-Housing programs, and 3) Augmenting local shelter capacity. LAHSA believes it is of critical importance to use new funding in a coordinated manner to build a system that has corresponding increases in prevention resources, interim housing for those that do fall in to homelessness, and permanent housing resources to end homelessness for those that are residing in interim housing or experiencing unsheltered homelessness.

Firstly, LAHSA was able to use HEAP funds to create new "problem solving" programs (also referred to as Diversion or Rapid Resolution), which are built on nationally-recognized best practices and programs in other jurisdictions that have successfully prevented homelessness and assisted clients to rapidly reconnect to stable housing.

According to the 2018 Homeless Count, there 21,631 permanent housing placements in Los Angeles County—however, more people fell in to homelessness, leading to an overall increase in homelessness between the 2018 Point in Time Count and the 2019 Point in Time Count—homeless count data indicates that while 133 are placed in housing every day throughout Los Angeles County, 150 people fall in to homelessness every day. As such, services providers and other community partners have emphasized the need for more prevention and rapid resolution programs to slow inflow of people into homelessness.

LAHSA responded to these trends by using HEAP funds to create the "Problem Solving" program, which recognizes that for many people, homelessness can be prevented prior to entry into the system or shortly after entry to the system with targeted mediation, empowerment, and in some cases, financial assistance. To accomplish this, LAHSA has created a "problem solving unit" which is providing training and technical assistance to key points of inflow that are upstream from the homeless system. This includes Department of Children and Family Services Offices, Department of Public Social Services, "211" Family Source Centers, and other access points. LAHSA staff are training staff at those sites to recognize signs of a housing crisis and provide targeted mediation and problem-solving support to clients. In addition, LAHSA will work with homeless services providers to locate a Problem-Solving staff member at these key points of inflow into the system to provide ongoing training and support. Finally, LAHSA has used HEAP funds to create a flexible pool of funding for when mediation and empowerment are insufficient. This pool of funding can pay for a range of eligible expenses that can prevent homelessness—rental arrears, security deposit, car repair to ensure a client can maintain income, grocery cards, and many other uses.

Secondly, LAHSA is using HEAP funds to expand the reach of Rapid Re-Housing programs. The CoC has existing Rapid Re-Housing that is funded through County Measure H. HEAP funds will be used to expand the reach of these programs in two ways: 1) HEAP will add overall slots to the Rapid Re-Housing program and 2) HEAP will add case management capacity to the Rapid Re-Housing family system, which is ensuring more expedient and efficient housing navigation and placement for homeless families.

Finally, HEAP is being used to considerably expand interim housing capacity. LAHSA is working in conjunction with the City of Los Angeles, which is using HEAP to site new interim housing, among other uses, while LAHSA provides corresponding operating funding for these interim housing sites.

2. Describe how HEAP funds have contributed to your Continuum of Care making progress towards local youth homelessness goals (e.g. additional services provided, capacity created, systems building, investments made, lower waitlist, etc.)

LAHSA is employing HEAP funding to make progress on youth homelessness in four ways: 1) Expanding access to the coordinated entry system and services by funding Transition-Age Youth Access Centers; 2) Expanding interim housing for TAY experiencing homelessness; 3) Expanding TAY Rapid Re-Housing slots, and 4) Creation the Problem Solving program, which will serve TAY.

First, LAHSA is seeking to expand the TAY population's access to services by ensuring there is at least one TAY access center within each of Los Angeles County's eight (8) Service Planning Areas (SPAs). To that end, LAHSA released a Request for Proposal (RFP) for TAY Access Centers, which closed in December 2019. Funding for these TAY Access Centers will be awarded and disbursed in early 2020.

In addition to expanding access to the system for TAY, LAHSA is expanding the number of interim housing beds to reduce the number of unsheltered TAY. LAHSA is in the process of contracting for operations for 30 bridge housing beds for TAY at a new site in Hollywood, in conjunction with the City of Los Angeles' A Bridge Home program. In addition, LAHSA is already contracted for 54 TAY bridge housing beds at a site in Venice, also in conjunction with the City of Los Angeles' A Bridge Home program.

Additionally, LAHSA has seen considerable success in placing TAY in housing through the Rapid Re-Housing program funded through local sales tax and federal funding. However, funding for this program (and thus total slots for youth to participate in Rapid Re-Housing) has been limited. LAHSA has used HEAP funding to expand the number of TAY that can be served by adding slots to TAY Rapid Re-Housing providers' contracts and increasing the number of TAY they can move through the program.

Finally, LAHSA's Problem-Solving program serves TAY participants, with TAY eligible to receive problem-solving services at any of the locations where provider and partner staff are being trained in problem-solving techniques. This includes Department of Children and Family Services Offices and Juvenile Probation programs.

3. Describe the alignment between HEAP-funded activities and "Housing First" principles (as defined in Welfare and Institutions Code section 8255).

All LAHSA-funded providers are expected to adhere to Housing First principles. These principles, in alignment with both U.S. Department of Housing and Urban Development (HUD) Housing First principles as well as State of California WIC Section 8255 Housing First principles, are written into all LAHSA contracts with service providers. Additionally, LAHSA has developed Practice Standards for all interim housing providers to adhere to, which were approved by the LAHSA Commission and further articulate Housing First practice in an interim housing context. LAHSA has drafted similar practice standards for Rapid Re-Housing, which are pending approval, and is in the process of drafting practice standards for permanent supportive housing providers.

As the central strategic partner charged with implementing the Los Angeles County Coordinated Entry System (CES), LAHSA has published guiding principles and practices for agencies that work within the CES to adhere to, which includes the use of Housing First principles. Finally, LAHSA has also implemented a Centralized Training Academy with an online portal of available trainings for LAHSA-funded agencies. Included in these trainings are a variety of modules related to Housing First and how to implement Housing First principles.


4. Please provide any additional feedback on the impact of HEAP funds that you would like to share with the Homeless Coordinating and Financing Council. (Optional)

ADDITIONAL COMMENTS:

Submission Certification

I certify that all information included in this report is true and accurate to the best of my knowledge.

Signature: _____



Date: _____

12/30/19

Name & PETER LYNN

Title: EXECUTIVE DIRECTOR