



Homeless Emergency Aid Program (HEAP)

Reporting Periods **Please Select One**

- ☒ September 1, 2018 - September 30, 2019 Report must be submitted no later than January 1, 2020
☐ October 1, 2019 - September 30, 2020 Report must be submitted no later than January 1, 2021
☐ October 1, 2020 - June 30, 2021 Report must be submitted no later than September 30, 2021

Submit this report to the Homeless Coordinating and Financing Council by email to hcfc@bcsh.ca.gov

HEAP Contract # 18-HEAP-00005 Administrative Entity: United Way of Kern County Date of Report: 12/20/2019

Select Either Large City or CoC

☒ Large City: Bakersfield ☐ Continuum of Care: _____

Contact Person/Title: Monica Chambers/Grant Manager Contact Phone Number: (661)834-1820

Contact Email Address: Monica.c@uwkern.org

Section 1: Expenditure Summary

	Total
Total HEAP Award	\$2,603,226.14
Total HEAP Homeless Youth Funds	\$130,160.83
Total HEAP Funds obligated during reporting period	\$2,353,226.14
Total HEAP funds expended during reporting period	\$786,112.57
Total HEAP administrative funds expended during reporting period	\$39,896.05
Total interest accrued during reporting period	\$0.00



Section 2: Expenditure Detail

For the reporting period, provide the expenditure data for all HEAP allocations (Capital Improvements, Services, Rental Assistance or Subsidies, Homeless Youth Set-Aside and Administrative Costs, Other).

For expenditures in the Other category, please provide details on the type of project.

Note: The expenditures being reported are not for each individual project, but a summary of all projects funded by HEAP.

Capital Improvements

New Projects Funded by HEAP	Total # of Beds	Total Homeless Youth Funds Expended	Total Non-Homeless Youth Funds Expended	Total Accrued Interest Funds Expended	Total Funds Expended
Short-Term Shelter					\$0.00
Emergency Shelter					\$0.00
Navigation Center					\$0.00
Transitional Housing					\$0.00
Permanent Supportive Housing					\$0.00
Other Types of Permanent Housing					\$0.00
Total	0.00	\$0.00	\$0.00	\$0.00	\$0.00

Expansion Projects Funded by HEAP	Original # of Beds	# of Beds Added	Total # of Beds	Total Homeless Youth Funds Expended	Total Non-Homeless Youth Funds Expended	Total Accrued Interest Funds Expended	Total Funds Expended
Short-Term Shelter			0				\$0.00
Emergency Shelter	180	0	180	\$0.00	\$606,225.00	\$0.00	\$606,225.00
Navigation Center			0				\$0.00
Transitional Housing			0				\$0.00
Permanent Supportive Housing			0				\$0.00
Other Types of Permanent Housing			0				\$0.00
Total	180	0	180	\$0.00	\$606,225.00	\$0.00	\$606,225.00

Total Increase in Capacity Funded by HEAP	Homeless Youth Funds			Non-Homeless Youth Funds		
	Original # of Nights	# of Nights Added	Total # of Nights	Original # of Nights	# of Nights Added	Total # of Nights
Short-Term Shelter			0			0
Emergency Shelter			0			0
Navigation Center			0			0
Motel Vouchers			0			0
Host Home Program			0			0
Other Projects: Please list and describe			0			0
Total	0	0	0	0	0	0

Other Projects Funded by HEAP	Total Homeless Youth Funds Expended	Total Non-Homeless Youth Funds Expended	Total Accrued Interest Funds Expended	Total Funds Expended
Appliances (washer, dryer, A/C, heater, water heater, etc.)				\$0.00
Mobile Hygiene Units (shower, bathrooms, and/or laundry)				\$0.00
Mobile Health Care Service Units (physical and/or behavioral)				\$0.00
Renovations (new roof, patio covering, painting, etc.)				\$0.00
Safe Parking				\$0.00
Other Projects: Please list and describe				\$0.00
Total	\$0.00	\$0.00	\$0.00	\$0.00

Services

Project Type Funded by HEAP	Total Homeless Youth Funds Expended	Total Non-Homeless Youth Funds Expended	Total Accrued Interest Funds Expended	Total Funds Expended
Street Outreach				\$0.00
Day Shelter				\$0.00
Homelessness Prevention				\$0.00
Housing Navigation and Landlord Engagement		\$11,976.64	\$0.00	\$11,976.64
Services Only	\$14,299.79	\$29,032.92	\$0.00	\$43,332.71
Motel Vouchers				\$0.00
Rental Assistance (not reported in Rental Assistance/Subsidies)			\$0.00	\$0.00
Move-in Costs				\$0.00
Host Home Program (not reported in Rental Assistance/Subsidies)				\$0.00
Other (see definition)				\$0.00
Total	\$14,299.79	\$41,009.56	\$0.00	\$55,309.35

Rental Assistance or Subsidies

Project Type Funded by HEAP	Total Homeless Youth Funds Expended	Total Non-Homeless Youth Funds Expended	Total Accrued Interest Funds Expended	Total Funds Expended
Rental Assistance (not reported in Services)				\$0.00
Rapid Rehousing		\$71,442.49	\$0.00	\$71,442.49
Master Leasing				\$0.00
Rental Subsidies	\$4,738.82	\$8,500.86	\$0.00	\$13,239.68
Host Home Program (not reported in Services)				\$0.00
Other:				\$0.00
Total	\$4,738.82	\$79,943.35	\$0.00	\$84,682.17

Other Projects

Other Projects Funded by HEAP	Total Homeless Youth Funds Expended	Total Non-Homeless Youth Funds Expended	Total Accrued Interest Funds Expended	Total Funds Expended
Other Projects: Please list and describe				\$0.00
Total	\$0.00	\$0.00	\$0.00	\$0.00



Section 3: Outcomes

Outcome data is for project types funded by HEAP. For the tables asking for the numbers of participants in each project or project type, one participant may be counted in more than one column.

The number in the "Total" column, however, should be of the number of unduplicated individuals as opposed to the sum of the numbers in that row.

Capital Improvement Projects (New and Expanded) Outcomes

	Homeless Youth HEAP Funds		Non-Homeless Youth HEAP Funds	
	Number of Days Service Provided	Number of Instances Of Service	Number of Days Service Provided	Number of Instances of Service
Mobile Hygiene Services	n/a	n/a	n/a	n/a
Mobile Healthcare Services	n/a	n/a	n/a	n/a
Other (please describe)	n/a	n/a	n/a	n/a

SHORT-TERM SHELTER							
Performance Measures by Subpopulation	Chronically Homeless	Veteran	Unaccompanied Homeless Youth (18-24)	Unaccompanied Homeless Youth (Under 18)	Households (Without Children)	Households (With Children and Adults)	Total Served (Unduplicated)
Number of homeless persons served	n/a	n/a	n/a	n/a	n/a	n/a	n/a
Number of persons at imminent risk of homelessness served	n/a	n/a	n/a	n/a	n/a	n/a	n/a
Number of persons served with a prior living situation of "place not meant for habitation"	n/a	n/a	n/a	n/a	n/a	n/a	n/a
Number of instances of services	n/a	n/a	n/a	n/a	n/a	n/a	n/a
Number of persons exiting to a permanent housing destination	n/a	n/a	n/a	n/a	n/a	n/a	n/a
Number of persons exiting to a safe exit, other than permanent housing	n/a	n/a	n/a	n/a	n/a	n/a	n/a
Average length of stay (in days)	n/a	n/a	n/a	n/a	n/a	n/a	n/a

EMERGENCY SHELTER							
Performance Measures by Subpopulation	Chronically Homeless	Veteran	Unaccompanied Homeless Youth (18-24)	Unaccompanied Homeless Youth (Under 18)	Households (Without Children)	Households (With Children and Adults)	Total Served (Unduplicated)
Number of homeless persons served	n/a	n/a	n/a	n/a	n/a	n/a	n/a
Number of persons at imminent risk of homelessness served	n/a	n/a	n/a	n/a	n/a	n/a	n/a
Number of persons served with a prior living situation of "place not meant for habitation"	n/a	n/a	n/a	n/a	n/a	n/a	n/a
Number of instances of services	n/a	n/a	n/a	n/a	n/a	n/a	n/a
Number of persons exiting to a permanent housing destination	n/a	n/a	n/a	n/a	n/a	n/a	n/a
Number of persons exiting to a safe exit, other than permanent housing	n/a	n/a	n/a	n/a	n/a	n/a	n/a

Average length of stay (in days)	n/a	n/a	n/a	n/a	n/a	n/a	n/a
----------------------------------	-----	-----	-----	-----	-----	-----	-----

NAVIGATION CENTER							
Performance Measures by Subpopulation	Chronically Homeless	Veteran	Unaccompanied Homeless Youth (18-24)	Unaccompanied Homeless Youth (Under 18)	Households (Without Children)	Households (With Children and Adults)	Total Served (Unduplicated)
Number of homeless persons served	n/a	n/a	n/a	n/a	n/a	n/a	n/a
Number of persons at imminent risk of homelessness served	n/a	n/a	n/a	n/a	n/a	n/a	n/a
Number of persons served with a prior living situation of “place not meant for habitation”	n/a	n/a	n/a	n/a	n/a	n/a	n/a
Number of instances of services	n/a	n/a	n/a	n/a	n/a	n/a	n/a
Number of persons exiting to a permanent housing destination	n/a	n/a	n/a	n/a	n/a	n/a	n/a
Number of persons exiting to a safe exit, other than permanent housing	n/a	n/a	n/a	n/a	n/a	n/a	n/a
Average length of stay (in days)	n/a	n/a	n/a	n/a	n/a	n/a	n/a

TRANSITIONAL HOUSING							
Performance Measures by Subpopulation	Chronically Homeless	Veteran	Unaccompanied Homeless Youth (18-24)	Unaccompanied Homeless Youth (Under 18)	Households (Without Children)	Households (With Children and Adults)	Total Served (Unduplicated)
Number of homeless persons served	n/a	n/a	n/a	n/a	n/a	n/a	n/a
Number of persons at imminent risk of homelessness served	n/a	n/a	n/a	n/a	n/a	n/a	n/a
Number of persons served with a prior living situation of “place not meant for habitation”	n/a	n/a	n/a	n/a	n/a	n/a	n/a
Number of instances of services	n/a	n/a	n/a	n/a	n/a	n/a	n/a
Number of persons exiting to a permanent housing destination	n/a	n/a	n/a	n/a	n/a	n/a	n/a
Number of persons exiting to a safe exit, other than permanent housing	n/a	n/a	n/a	n/a	n/a	n/a	n/a
Average length of stay (in days)	n/a	n/a	n/a	n/a	n/a	n/a	n/a

PERMANENT SUPPORTIVE HOUSING							
Performance Measures by Subpopulation	Chronically Homeless	Veteran	Unaccompanied Homeless Youth (18-24)	Unaccompanied Homeless Youth (Under 18)	Households (Without Children)	Households (With Children and Adults)	Total Served (Unduplicated)
Number of homeless persons served	n/a	n/a	n/a	n/a	n/a	n/a	n/a
Number of persons at imminent risk of homelessness served	n/a	n/a	n/a	n/a	n/a	n/a	n/a
Number of persons served with a prior living situation of “place not meant for habitation”	n/a	n/a	n/a	n/a	n/a	n/a	n/a
Number of instances of services	n/a	n/a	n/a	n/a	n/a	n/a	n/a
Number of persons exiting to a permanent housing destination	n/a	n/a	n/a	n/a	n/a	n/a	n/a

Number of persons exiting to a safe exit, other than permanent housing	n/a	n/a	n/a	n/a	n/a	n/a	n/a
Average length of stay (in days)	n/a	n/a	n/a	n/a	n/a	n/a	n/a










OTHER TYPES OF PERMANENT HOUSING							
Performance Measures by Subpopulation	Chronically Homeless	Veteran	Unaccompanied Homeless Youth (18-24)	Unaccompanied Homeless Youth (Under 18)	Households (Without Children)	Households (With Children and Adults)	Total Served (Unduplicated)
Number of homeless persons served	n/a	n/a	n/a	n/a	n/a	n/a	n/a
Number of persons at imminent risk of homelessness served	n/a	n/a	n/a	n/a	n/a	n/a	n/a
Number of persons served with a prior living situation of “place not meant for habitation”	n/a	n/a	n/a	n/a	n/a	n/a	n/a
Number of instances of services	n/a	n/a	n/a	n/a	n/a	n/a	n/a
Number of persons exiting to a permanent housing destination	n/a	n/a	n/a	n/a	n/a	n/a	n/a
Average length of stay (in days)	n/a	n/a	n/a	n/a	n/a	n/a	n/a

SAFE PARKING							
Performance Measures by Subpopulation	Chronically Homeless	Veteran	Unaccompanied Homeless Youth (18-24)	Unaccompanied Homeless Youth (Under 18)	Households (Without Children)	Households (With Children and Adults)	Total Served (Unduplicated)
Number of homeless persons served	n/a	n/a	n/a	n/a	n/a	n/a	n/a
Number of instances of services	n/a	n/a	n/a	n/a	n/a	n/a	n/a
Number of persons exiting to a permanent housing destination	n/a	n/a	n/a	n/a	n/a	n/a	n/a
Number of persons exiting to a safe exit, other than permanent housing	n/a	n/a	n/a	n/a	n/a	n/a	n/a
Average length of stay (in days)	n/a	n/a	n/a	n/a	n/a	n/a	n/a

SERVICES OUTCOMES

STREET OUTREACH							
Performance Measures by Subpopulation	Chronically Homeless	Veteran	Unaccompanied Homeless Youth (18-24)	Unaccompanied Homeless Youth (Under 18)	Households (Without Children)	Households (With Children and Adults)	Total Served (Unduplicated)
Number of homeless persons served	n/a	n/a	n/a	n/a	n/a	n/a	n/a
Number of persons at imminent risk of homelessness served	n/a	n/a	n/a	n/a	n/a	n/a	n/a
Number of persons served with a prior living situation of “place not meant for habitation”	n/a	n/a	n/a	n/a	n/a	n/a	n/a
Number of instances of services	n/a	n/a	n/a	n/a	n/a	n/a	n/a
Number of persons exiting to a permanent housing destination	n/a	n/a	n/a	n/a	n/a	n/a	n/a
Number of persons exiting to a safe exit, other than permanent housing	n/a	n/a	n/a	n/a	n/a	n/a	n/a

DAY SHELTER							
Performance Measures by Subpopulation	Chronically Homeless	Veteran	Unaccompanied Homeless Youth (18-24)	Unaccompanied Homeless Youth (Under 18)	Households (Without Children)	Households (With Children and Adults)	Total Served (Unduplicated)
Number of homeless persons served	n/a	n/a	n/a	n/a	n/a	n/a	n/a
Number of persons at imminent risk of homelessness served	n/a	n/a	n/a	n/a	n/a	n/a	n/a
Number of persons served with a prior living situation of “place not meant for habitation”	n/a	n/a	n/a	n/a	n/a	n/a	n/a
Number of instances of services	n/a	n/a	n/a	n/a	n/a	n/a	n/a
Number of persons exiting to a permanent housing destination	n/a	n/a	n/a	n/a	n/a	n/a	n/a
Number of persons exiting to a safe exit, other than permanent housing	n/a	n/a	n/a	n/a	n/a	n/a	n/a
Average length of stay (in days)	n/a	n/a	n/a	n/a	n/a	n/a	n/a

HOMELESS PREVENTION							
Performance Measures by Subpopulation	Chronically Homeless	Veteran	Unaccompanied Homeless Youth (18-24)	Unaccompanied Homeless Youth (Under 18)	Households (Without Children)	Households (With Children and Adults)	Total Served (Unduplicated)
Number of homeless persons served	n/a	n/a	n/a	n/a	n/a	n/a	n/a
Number of persons at imminent risk of homelessness served		n/a	n/a	n/a		12.00	15.00
Number of persons served with a prior living situation of “place not meant for habitation”		n/a	n/a	n/a			
Number of persons exiting to a permanent housing destination	n/a	n/a	n/a	n/a	n/a		
Number of persons exiting to a safe exit, other than permanent housing	n/a	n/a	n/a	n/a	n/a	n/a	n/a
Instances of services		n/a	n/a	n/a	52.00	71.00	123
*18 y/o exited the household to live in college dorm							

HOST HOMES							
Performance Measures by Subpopulation	Chronically Homeless	Veteran	Unaccompanied Homeless Youth (18-24)	Unaccompanied Homeless Youth (Under 18)	Households (Without Children)	Households (With Children and Adults)	Total Served (Unduplicated)
Number of homeless persons served	n/a	n/a	n/a	n/a	n/a	n/a	n/a
Number of persons at imminent risk of homelessness served	n/a	n/a	n/a	n/a	n/a	n/a	n/a
Number of persons served with a prior living situation of “place not meant for habitation”	n/a	n/a	n/a	n/a	n/a	n/a	n/a
Number of instances of services	n/a	n/a	n/a	n/a	n/a	n/a	n/a
Number of persons exiting to a permanent housing destination	n/a	n/a	n/a	n/a	n/a	n/a	n/a
Number of persons exiting to a safe exit, other than permanent housing	n/a	n/a	n/a	n/a	n/a	n/a	n/a
Average length of stay (in days)	n/a	n/a	n/a	n/a	n/a	n/a	n/a

HOUSING NAGIGATION-LANDLORD ENGAGEMENT							
Performance Measures by Subpopulation	Chronically Homeless	Veteran	Unaccompanied Homeless Youth (18-24)	Unaccompanied Homeless Youth (Under 18)	Households (Without Children)	Households (With Children and Adults)	Total Served (Unduplicated)
Number of homeless persons served	n/a	n/a	n/a	n/a	n/a	n/a	n/a
Number of persons at imminent risk of homelessness served	n/a	n/a	n/a	n/a	n/a	n/a	n/a
Number of persons served with a prior living situation of "place not meant for habitation"	n/a	n/a	n/a	n/a	n/a	n/a	n/a
Number of persons exiting to a permanent housing destination	n/a	n/a	n/a	n/a	n/a	n/a	n/a
Number of persons exiting to a safe exit, other than permanent housing	n/a	n/a	n/a	n/a	n/a	n/a	n/a
Instances of services	n/a	n/a	n/a	n/a	n/a	n/a	n/a

SERVICES ONLY							
Performance Measures by Subpopulation	Chronically Homeless	Veteran	Unaccompanied Homeless Youth (18-24)	Unaccompanied Homeless Youth (Under 18)	Households (Without Children)	Households (With Children and Adults)	Total Served (Unduplicated)
Number of homeless persons served	■	0.00	■	0.00	■	■	12.00
Number of persons at imminent risk of homelessness served	0.00	0.00	0.00	0.00	0.00	0.00	0.00
Number of persons served with a prior living situation of "place not meant for habitation"	■	0.00	■	0.00	■	0.00	■
Number of persons exiting to a permanent housing destination	■	0.00	0.00	0.00	■	■	■
Number of persons exiting to a safe exit, other than permanent housing	■	0.00	0.00	0.00	■	0.00	■
Instances of services	13.00	0.00	26.00	0.00	25.00	15.00	12

OTHER: PLEASE LIST							
Performance Measures by Subpopulation	Chronically Homeless	Veteran	Unaccompanied Homeless Youth (18-24)	Unaccompanied Homeless Youth (Under 18)	Households (Without Children)	Households (With Children and Adults)	Total Served (Unduplicated)
Number of homeless persons served	n/a	n/a	n/a	n/a	n/a	n/a	n/a
Number of persons at imminent risk of homelessness served	n/a	n/a	n/a	n/a	n/a	n/a	n/a
Number of persons served with a prior living situation of "place not meant for habitation"	n/a	n/a	n/a	n/a	n/a	n/a	n/a
Number of persons exiting to a permanent housing destination	n/a	n/a	n/a	n/a	n/a	n/a	n/a
Number of persons exiting to a safe exit, other than permanent housing	n/a	n/a	n/a	n/a	n/a	n/a	n/a
Instances of services	n/a	n/a	n/a	n/a	n/a	n/a	n/a

RENTAL ASSISTANCE OR SUBSIDIES OUTCOMES

RENTAL ASSISTANCE

Performance Measures by Subpopulation	Chronically Homeless	Veteran	Unaccompanied Homeless Youth (18-24)	Unaccompanied Homeless Youth (Under 18)	Households (Without Children)	Households (With Children and Adults)	Total Served (Unduplicated)
Number of homeless persons served	n/a	n/a	n/a	n/a	n/a	n/a	n/a
Number of persons at imminent risk of homelessness served	n/a	n/a	n/a	n/a	n/a	n/a	n/a
Number of persons served with a prior living situation of “place not meant for habitation”	n/a	n/a	n/a	n/a	n/a	n/a	n/a
Number of persons exiting to a permanent housing destination	n/a	n/a	n/a	n/a	n/a	n/a	n/a
Number of persons exiting to a safe exit, other than permanent housing	n/a	n/a	n/a	n/a	n/a	n/a	n/a
Instances of Services	n/a	n/a	n/a	n/a	n/a	n/a	n/a
Average length of stay (in days)	n/a	n/a	n/a	n/a	n/a	n/a	n/a

RAPID REHOUSING							
Performance Measures by Subpopulation	Chronically Homeless	Veteran	Unaccompanied Homeless Youth (18-24)	Unaccompanied Homeless Youth (Under 18)	Households (Without Children)	Households (With Children and Adults)	Total Served (Unduplicated)
Number of homeless persons served	26.00			n/a	28.00	18.00	46.00
Number of persons at imminent risk of homelessness served	n/a	n/a	n/a	n/a	n/a	n/a	n/a
Number of persons served with a prior living situation of “place not meant for habitation”	14.00		0.00	n/a	17.00		18.00
Number of persons exiting to a permanent housing destination	0.00	0.00	0.00	n/a	0.00	0.00	0.00
Number of persons exiting to a safe exit, other than permanent housing	0.00	0.00	0.00	n/a	0	0.00	0.00
Instances of Services	353.00	36.00	25.00	n/a	125.00	624.00	749.00
Average length of stay (in days)	78.00	78.00	63.00	n/a	79.00	78.00	n/a

MASTER LEASING							
Performance Measures by Subpopulation	Chronically Homeless	Veteran	Unaccompanied Homeless Youth (18-24)	Unaccompanied Homeless Youth (Under 18)	Households (Without Children)	Households (With Children and Adults)	Total Served (Unduplicated)
Number of homeless persons served	n/a	n/a	n/a	n/a	n/a	n/a	n/a
Number of persons at imminent risk of homelessness served	n/a	n/a	n/a	n/a	n/a	n/a	n/a
Number of persons served with a prior living situation of “place not meant for habitation”	n/a	n/a	n/a	n/a	n/a	n/a	n/a
Number of persons exiting to a permanent housing destination	n/a	n/a	n/a	n/a	n/a	n/a	n/a
Number of persons exiting to a safe exit, other than permanent housing	n/a	n/a	n/a	n/a	n/a	n/a	n/a
Instances of Services	n/a	n/a	n/a	n/a	n/a	n/a	n/a
Average length of stay (in days)	n/a	n/a	n/a	n/a	n/a	n/a	n/a

MOTEL VOUCHERS

Performance Measures by Subpopulation	Chronically Homeless	Veteran	Unaccompanied Homeless Youth (18-24)	Unaccompanied Homeless Youth (Under 18)	Households (Without Children)	Households (With Children and Adults)	Total Served (Unduplicated)
Number of homeless persons served	n/a	n/a	n/a	n/a	n/a	n/a	n/a
Number of persons at imminent risk of homelessness served	n/a	n/a	n/a	n/a	n/a	n/a	n/a
Number of persons served with a prior living situation of “place not meant for habitation”	n/a	n/a	n/a	n/a	n/a	n/a	n/a
Number of persons exiting to a permanent housing destination	n/a	n/a	n/a	n/a	n/a	n/a	n/a
Number of persons exiting to a safe exit, other than permanent housing	n/a	n/a	n/a	n/a	n/a	n/a	n/a
Instances of Services	n/a	n/a	n/a	n/a	n/a	n/a	n/a
Average length of stay (in days)	n/a	n/a	n/a	n/a	n/a	n/a	n/a

RENTAL SUBSIDIES							
Performance Measures by Subpopulation	Chronically Homeless	Veteran	Unaccompanied Homeless Youth (18-24)	Unaccompanied Homeless Youth (Under 18)	Households (Without Children)	Households (With Children and Adults)	Total Served (Unduplicated)
Number of homeless persons served	14.00		0.00	n/a			17.00
Number of persons at imminent risk of homelessness served	0.00	0.00	0.00	n/a			
Number of persons served with a prior living situation of “place not meant for habitation”	0.00	0.00	0.00	n/a		0.00	
Number of persons exiting to a permanent housing destination	12.00	0.00	0.00	n/a		0.00	13.00
Number of persons exiting to a safe exit, other than permanent housing	0.00	0.00	0.00	n/a		0.00	
Instances of Services	12.00			n/a		13.00	26.00
Average length of stay (in days)	73.00	73.00	26.00	n/a	76.00	73.00	n/a

HOST HOMES							
Performance Measures by Subpopulation	Chronically Homeless	Veteran	Unaccompanied Homeless Youth (18-24)	Unaccompanied Homeless Youth (Under 18)	Households (Without Children)	Households (With Children and Adults)	Total Served (Unduplicated)
Number of homeless persons served	n/a	n/a	n/a	n/a	n/a	n/a	n/a
Number of persons at imminent risk of homelessness served	n/a	n/a	n/a	n/a	n/a	n/a	n/a
Number of persons served with a prior living situation of “place not meant for habitation”	n/a	n/a	n/a	n/a	n/a	n/a	n/a
Number of Instances of Services	n/a	n/a	n/a	n/a	n/a	n/a	n/a
Number of persons exiting to a permanent housing destination	n/a	n/a	n/a	n/a	n/a	n/a	n/a
Number of persons exiting to a safe exit, other than permanent housing	n/a	n/a	n/a	n/a	n/a	n/a	n/a
Average length of stay (in days)	n/a	n/a	n/a	n/a	n/a	n/a	n/a

OTHER: PLEASE LIST TYPE

Performance Measures by Subpopulation	Chronically Homeless	Veteran	Unaccompanied Homeless Youth (18-24)	Unaccompanied Homeless Youth (Under 18)	Households (Without Children)	Households (With Children and Adults)	Total Served (Unduplicated)
Number of homeless persons served	n/a	n/a	n/a	n/a	n/a	n/a	n/a
Number of persons at imminent risk of homelessness served	n/a	n/a	n/a	n/a	n/a	n/a	n/a
Number of persons served with a prior living situation of “place not meant for habitation”	n/a	n/a	n/a	n/a	n/a	n/a	n/a
Number of persons exiting to a permanent housing destination	n/a	n/a	n/a	n/a	n/a	n/a	n/a
Number of persons exiting to a safe exit, other than permanent housing	n/a	n/a	n/a	n/a	n/a	n/a	n/a
Instances of Services	n/a	n/a	n/a	n/a	n/a	n/a	n/a
Average length of stay (in days)	n/a	n/a	n/a	n/a	n/a	n/a	n/a



Section 4: Demographics

Fill in the tables below with the number of individuals served due to HEAP funds by the racial and ethnic categories listed below.

One participant may be counted in any of the racial categories and may also be counted separately in the Hispanic/Latino ethnicity column.

Age

Project Type/Age	12 and under	Ages 13-17	Ages 18-24	Ages 25-34	Ages 35-44	Ages 45-54	Ages 55-61	Ages 62+	Doesn't Know/ Refused to Answer
Night by Night Shelter									
Emergency Shelter									
Navigation Center									
Transitional Housing									
Permanent Supportive Housing									
Other Types of Permanent Housing									
Safe Parking									
Street Outreach									
Day Shelter									
Homelessness Prevention	■	■	■	■	■	■	0.00	■	0.00
Housing Navigation/Landlord Engagement									
Services Only	■	0.00	■	0.00	■	0.00	0.00	■	0.00
Other: Rapid Re-housing	11.00	■	■	■	■	11.00	■	■	0.00
Rental Assistance and Subsidies	0.00	0.00	■	■	14.00	■	■	■	0.00

Gender

Project Type/Gender	Male	Female	Trans Female (M to F)	Trans Male (F to M)	Gender Non-Conforming (not exclusively M or F)	Doesn't know/ Refused to Answer
Night by Night Shelter						
Emergency Shelter						
Navigation Center						
Transitional Housing						
Permanent Supportive Housing						
Other Types of Permanent Housing						
Safe Parking						
Street Outreach						
Day Shelter						
Homelessness Prevention	■	■				
Housing Navigation/Landlord Engagement						
Services Only	■	■				
Other: Rapid Re-housing	15.00	31.00				
Rental Assistance and Subsidies	16.00	17.00				

Race

Project Type/Race	White	Black or African American	Asian	American Indian or Alaska Native	Native Hawaiian or Other Pacific Islander	Multiple Races	Doesn't Know/ Refused to Answer
Night by Night Shelter							
Emergency Shelter							

Navigation Center							
Transitional Housing							
Permanent Supportive Housing							
Other Types of Permanent Housing							
Safe Parking							
Street Outreach							
Day Shelter							
Homelessness Prevention							
Housing Navigation/Landlord Engagement							
Services Only	24.00	15.00					
Other: Rapid Re-housing	31.00	15.00					
Rental Assistance and Subsidies	18.00	11.00					

Ethnicity

Project Type/Ethnicity	Non-Hispanic/Non-Latino	Hispanic/Latino	Doesn't Know/ Refused to Answer
Short-Term Shelter			
Emergency Shelter			
Navigation Center			
Transitional Housing			
Permanent Supportive Housing			
Other Types of Permanent Housing			
Safe Parking			
Street Outreach			
Day Shelter			
Homelessness Prevention	13.00		
Housing Navigation/Landlord Engagement			
Services Only	35.00		
Other: Rapid Rehousing	31.00	15.00	
Rental Assistance and Subsidies	25.00		



Section 5: Qualitative Assessment

1. Describe how HEAP funds have contributed to your Continuum of Care making progress towards local homeless goals (e.g. additional services provided, capacity created, systems building, investments made, lower waitlists, etc.)

Rental Assistance-Forty-six individuals were served with 30% of them being Chronically Homeless; and [REDACTED]. Our CoC has reached a functional zero for homeless veterans. **Capital Improvements**-Individual homelessness (non-family individuals) increased 36%. This funding will add 40 beds to the CoC's inventory to reduce individual homelessness. **Services-(Low Barrier Beds)** has contributed to Bakersfield/Kern CoC by providing low barrier beds for homeless individuals who are shelter resistant or denied shelter due to separation from pets, excessive belongings or companions. The program extends services to this homeless population and allows service providers to remain in contact with participants. There are [REDACTED] exiting participants that secured permanent housing or exited into a safe exit. **(Homeless Prevention)** The CoC's approach to prevention is preventing evictions and safeguarding housing. Fifteen individuals, with an average of [REDACTED] services each, were served during this first six months of the project. By providing housing stability case management, housing search and placement, landlord-tenant legal services, up to 6-months of rental assistance, rental arrears, utility payments, security and utility deposits, and moving costs. Linkage to services includes employment, income, health care, mental health (including substance abuse) and transportation.

2. Describe how HEAP funds have contributed to your Continuum of Care making progress towards local youth homelessness goals (e.g. additional services provided, capacity created, systems building, investments made, lower waitlist, etc.)

Rental Assistance-This is not a youth designated grant. NOTE: 6% of those served were ages 13 to 24 years old. **Capital Improvements**-This is not a youth designated grant, however, upon completion unaccompanied youth up to age 24 will be served. **Services (Homeless Prevention)** This is not a youth designated grant. NOTE: 13% of those served were ages 13 to 24 years old. **(Low Barrier Beds)** Our program has dedicated a program unit to place homeless youth to provide a safe place and continue to work collaboratively with unduplicated services. This helps the CoC's homeless youth services provider to expedite permanent housing interventions by placing homeless youth in the unit and reduce transient activities.

3. Describe the alignment between HEAP-funded activities and "Housing First" principles (as defined in Welfare and Institutions Code section 8255).

All programs, including HEAP, are operated with a Housing First approach and does not screen participants out based on too little or little income, rental history or poor credit, history of substance use, criminal record (with the exception of state-mandated restrictions), or history of victimization. Participants are not terminated for failure to participate in supportive services or make progress on a service plan; loss of income or failure to improve income, or any other activity not covered in a lease agreement typically found for unassisted persons in the CoC.

4. Please provide any additional feedback on the impact of HEAP funds that you would like to share with the Homeless Coordinating and Financing Council. (Optional)


This report included data from inception of the contracts (April 2019) through September 2019 - 6 months.

ADDITIONAL COMMENTS:


Submission Certification

I certify that all information included in this report is true and accurate to the best of my knowledge.

Signature:

_____

Date:

_____

Name &

Title: